

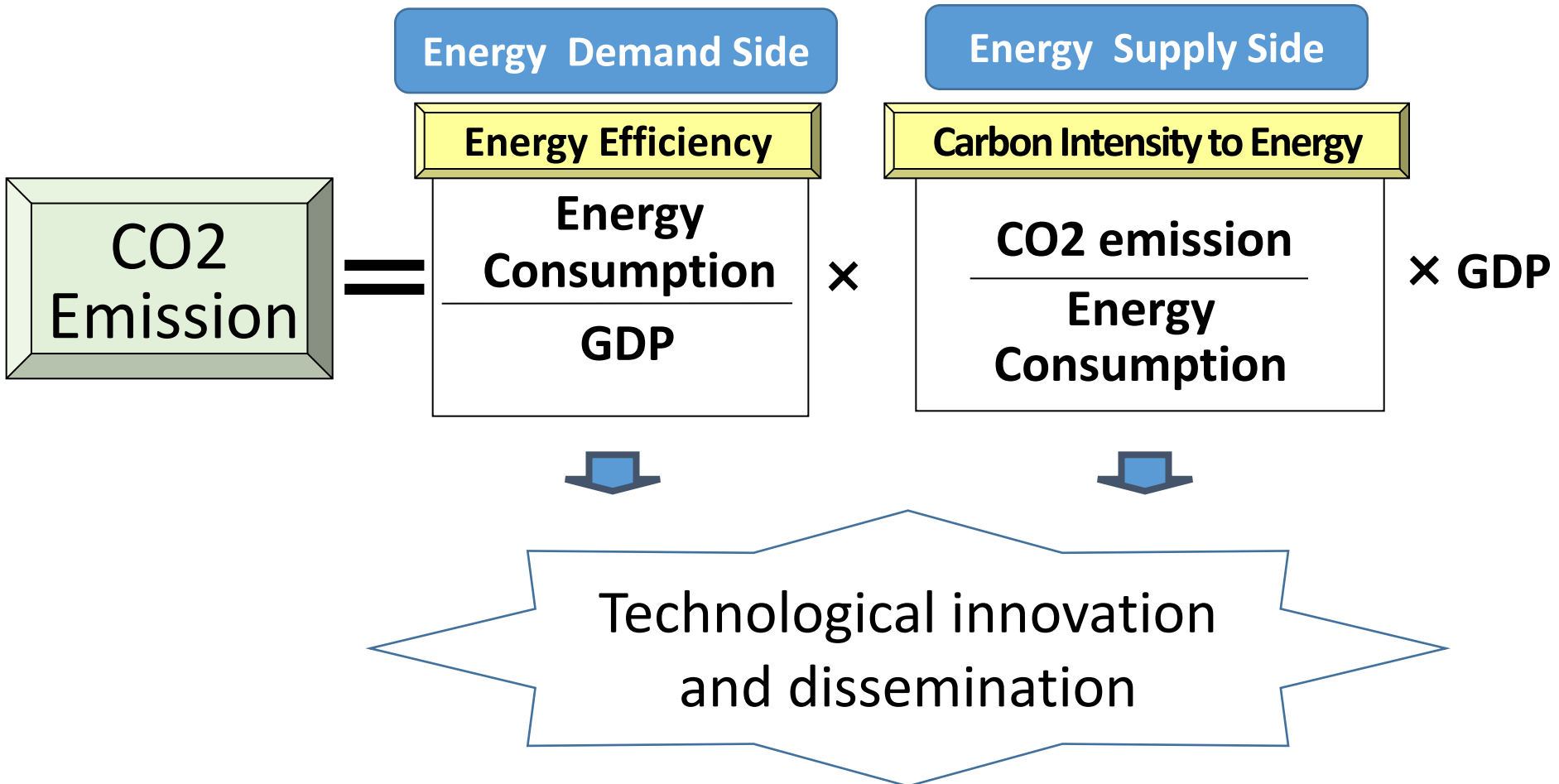
Business Contribution to Japan's NDC

Hiroyuki TEZUKA

**Chair, Working Group on International Environmental Strategy,
Keidanren**

Keidanren's Viewpoint on Reducing Emissions on a Global Scale

➤ Technological innovation is the key to reconcile economic growth and emissions reduction.



Keidanren's Opinion on Formulating Japan's NDC

From the policy proposal "Pursuing an Effective Climate Change Policy for Emission Reductions on a Global Scale" (released in April, 2015)

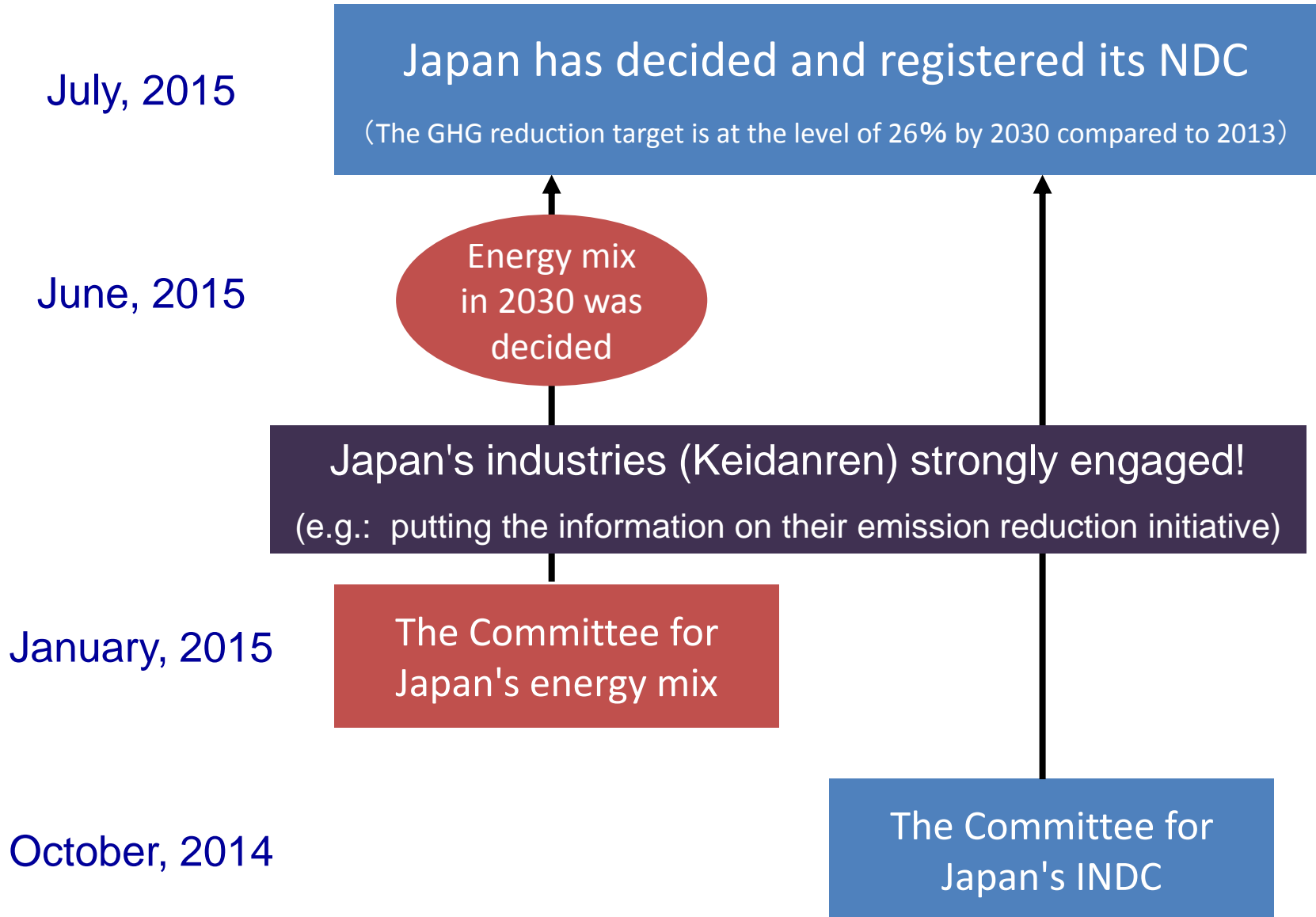
In order to set up responsible quantitative targets for 2030 as a government, **the Japanese government should not determine ungrounded quantitative targets based on a top-down approach. ... Japan should formulate a well-balanced energy mix that will underpin its growth strategy and then build up individual measures...**

 Japan should pursue...

 **bottom-up approach.**

 **top-down approach.**

How Japanese Businesses Engaged in Formulating the NDC



The "Keidanren's Commitment to a Low Carbon Society" in Japan's NDC

Quoted from the Japan's NDC
(Decided and Submitted to the UN on July 17, 2015)

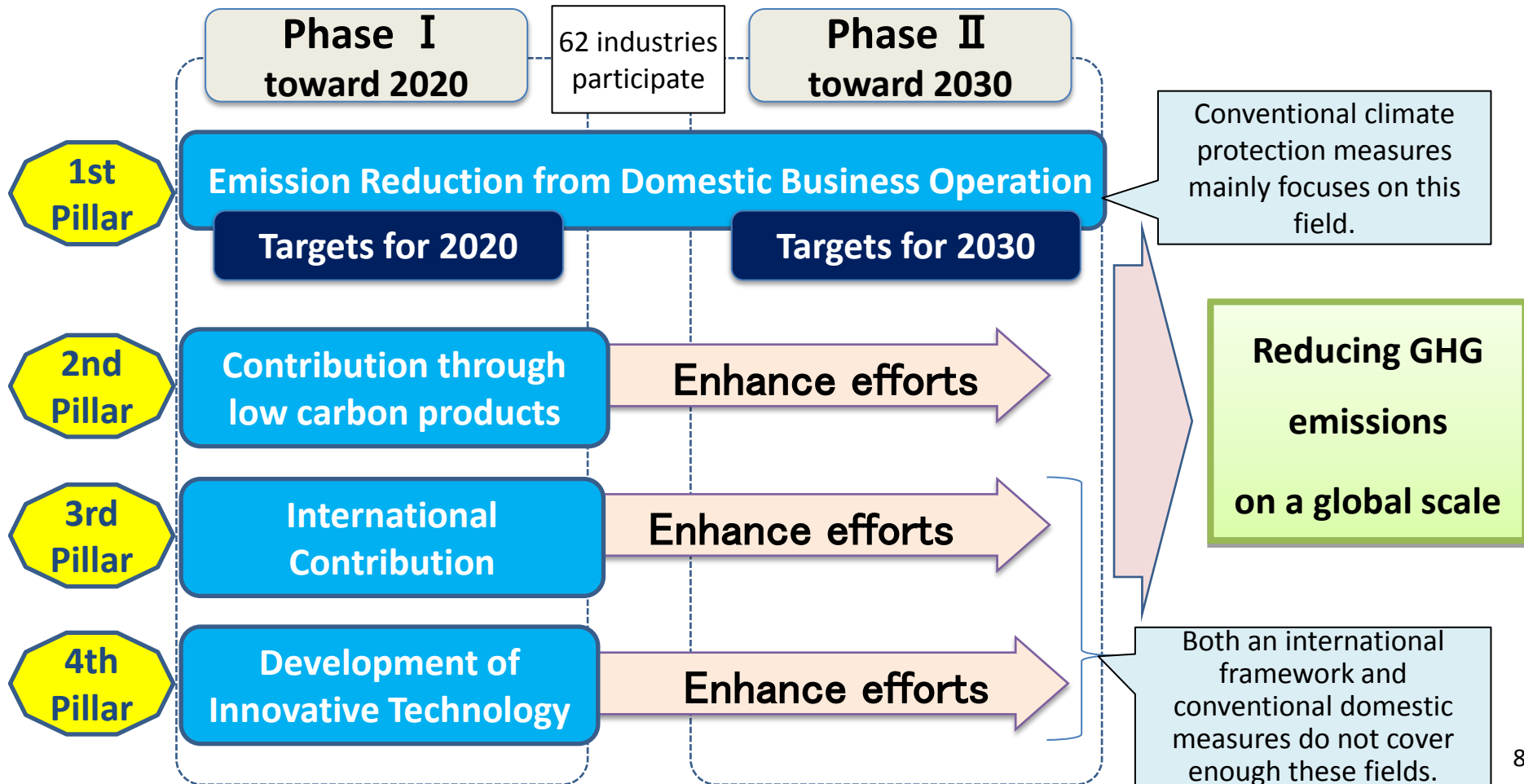
Japan's NDC is highly transparent and concrete as it has been drawn up by accumulating concrete policies for major sectors with clear breakdowns.

For example, with regard to Japan's industrial sectors, ... further improvement is planned through specific policies and measures listed in the attached documents, such as promotion and enhancement of the **industries' action plans towards a low carbon society.**

"The Commitment to the Low Carbon Society" is specified as a significant contribution implemented by industrial sectors!

“Keidanren’s Commitment to a Low Carbon Society” - 2013 to the present -

1. 62 participating industries / companies set their own targets.
2. The plan consists of 4 pillars (shown bellow).
3. They commit their plans toward 2020 (the Phase I) and 2030 (the Phase II), take concrete actions, and receive the peer-review.



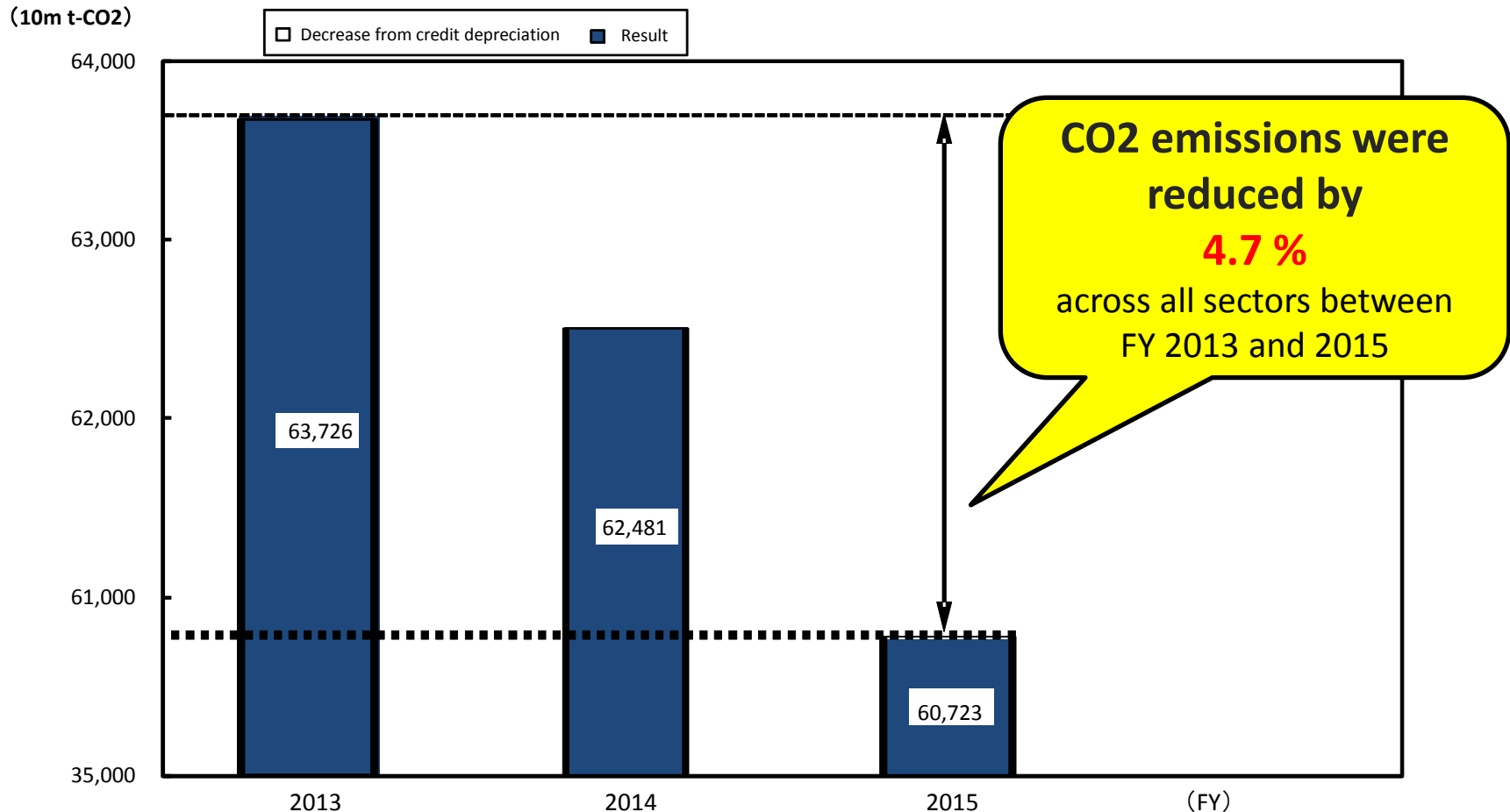
Measures which form the basis for the bottom-up calculation of the GHG emission reduction target (Excerpt from Japan's NDC)

	FY 2030 emission targets (million t-CO ₂)	FY 2013 (FY 2005) (million t-CO ₂)	Measures
Energy-originated CO ₂	927	1,235 (1,219)	
Industry sector	401	429 (457)	<ul style="list-style-type: none"> • Promotion and enhancement of the industries' action plans towards a low carbon society <p><u>Iron and steel industry</u></p> <ul style="list-style-type: none"> • Efficiency improvement of electricity-consuming facilities • More chemical recycling of waste plastic at steel plants • Introduction of next-generation coke making process (SCOPE21) • Improvement of power generation efficiency • Enhanced energy efficiency and conservation facilities • Introduction of innovative ironmaking process (Ferro Coke) • Introduction of environmentally harmonized steelmaking process (COURSE50) <p><u>Chemical industry</u></p> <ul style="list-style-type: none"> • Introduction of energy efficiency and conservation process technology in petrochemicals • Introduction of energy efficiency and conservation process technology in other chemical industry • Introduction of energy efficiency and conservation technology using membranes for distilling process • Introduction of technology which uses CO₂ as a feedstock • Introduction of chemical product production technology with inedible plant-based material • Introduction of electricity-generating waste water processing with microbe catalysis • Introduction of sealed plant factory

Many BAT's are listed!

Significant Progress in the “Keidanren’s Commitment to a Low Carbon Society”

Results of “Keidanren’s Commitment to a Low Carbon Society” (2013-2015)



(Note) FY 2015 values are preliminary figures calculated from the Commitment to a Low Carbon Society Follow-up results by the Keidanren

Our Experience on “Pledge and Review” is also Applicable to Implementing the Paris Agreement after 2020!

